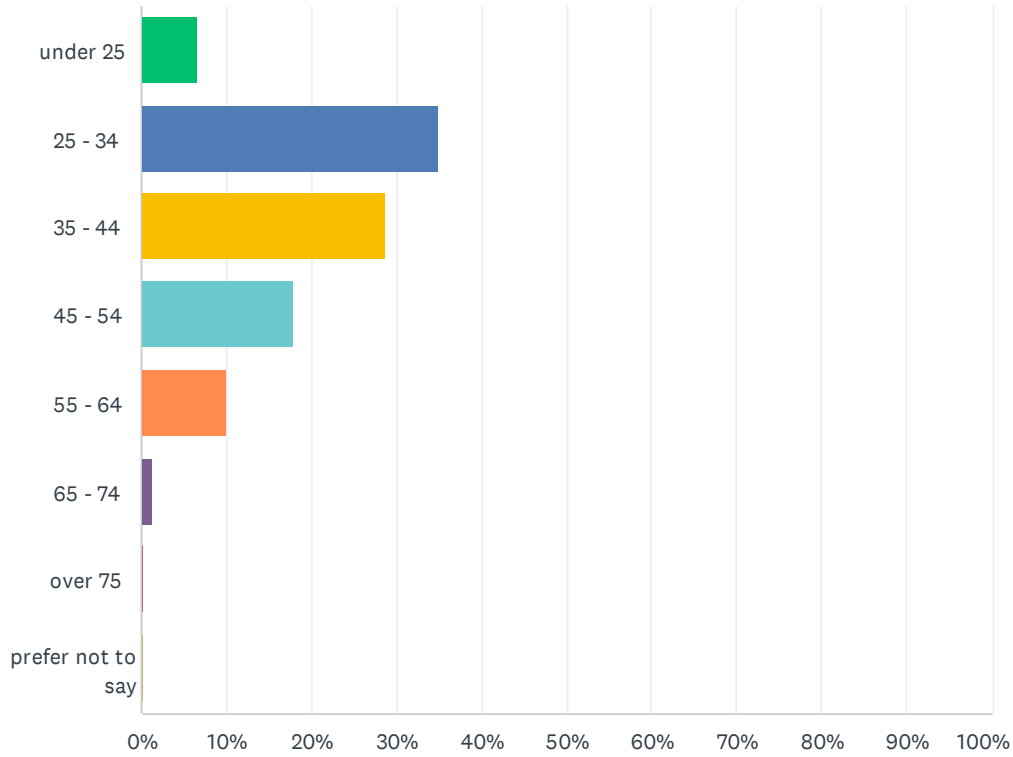


Q1 What is your age?

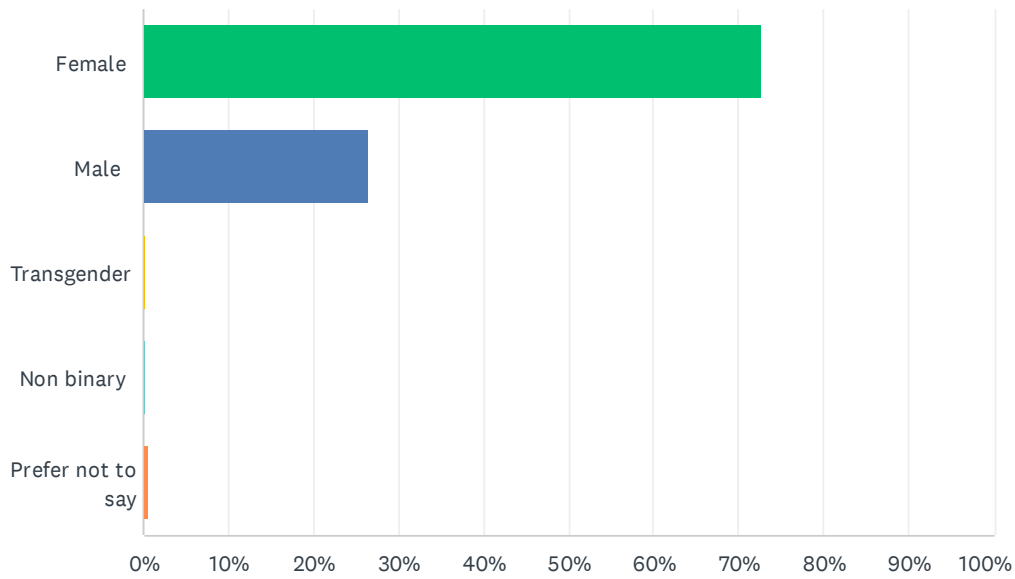
Answered: 659 Skipped: 0



ANSWER CHOICES	RESPONSES	
under 25	6.53%	43
25 - 34	35.05%	231
35 - 44	28.68%	189
45 - 54	17.91%	118
55 - 64	10.02%	66
65 - 74	1.37%	9
over 75	0.15%	1
prefer not to say	0.30%	2
TOTAL		659

Q2 What is your gender?

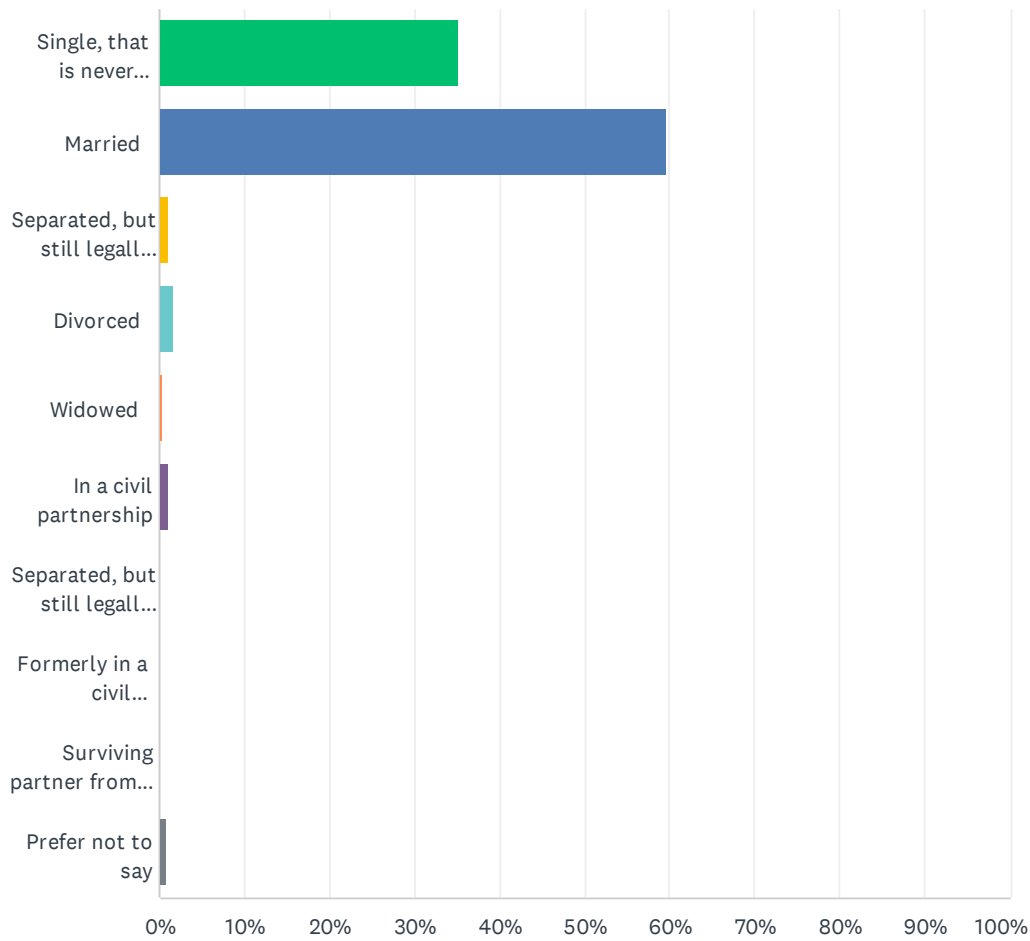
Answered: 659 Skipped: 0



ANSWER CHOICES	RESPONSES	
Female	72.69%	479
Male	26.40%	174
Transgender	0.15%	1
Non binary	0.15%	1
Prefer not to say	0.61%	4
TOTAL		659

Q3 What is your marital or civil partnership status?

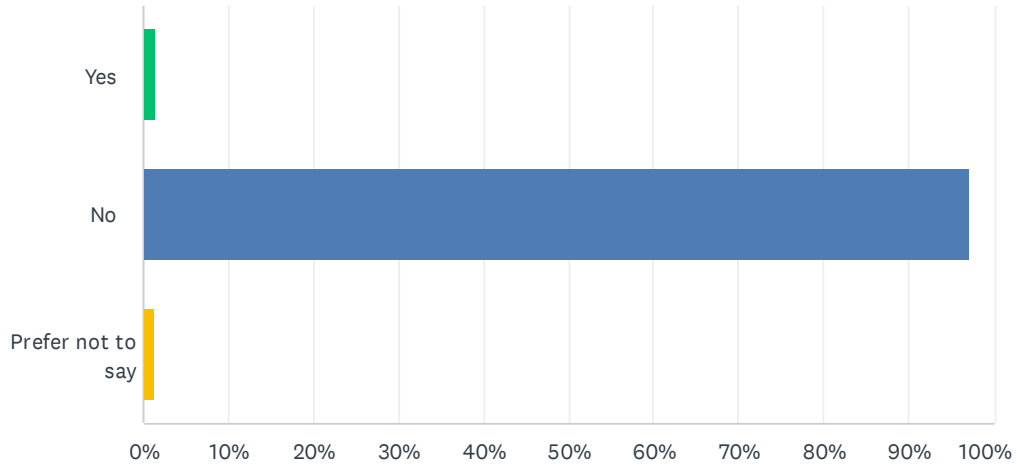
Answered: 659 Skipped: 0



ANSWER CHOICES	RESPONSES	
Single, that is never married or in a civil partnership	35.20%	232
Married	59.79%	394
Separated, but still legally married	1.06%	7
Divorced	1.67%	11
Widowed	0.46%	3
In a civil partnership	1.06%	7
Separated, but still legally in a civil partnership	0.00%	0
Formerly in a civil partnership which is now legally dissolved	0.00%	0
Surviving partner from a civil partnership	0.00%	0
Prefer not to say	0.76%	5
TOTAL		659

Q4 Do you consider yourself disabled as set out by the Disability Discrimination Act?

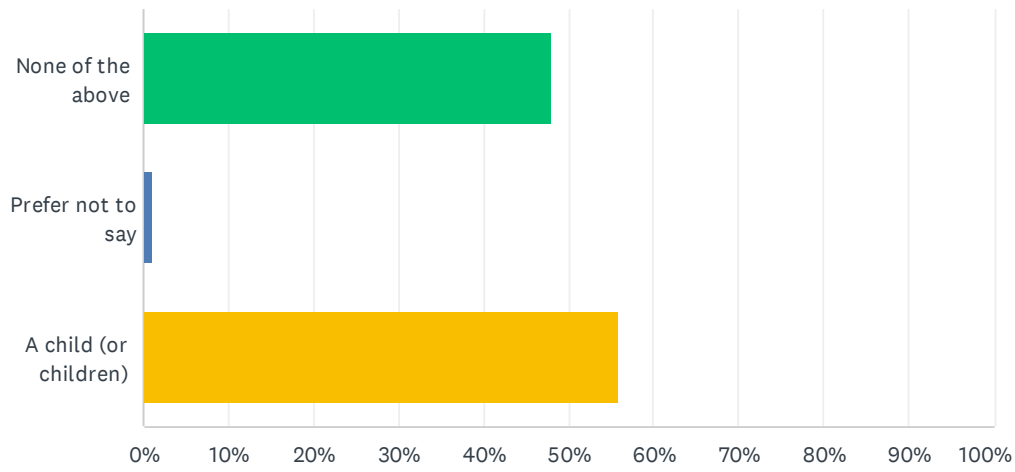
Answered: 657 Skipped: 2



ANSWER CHOICES	RESPONSES	
Yes	1.52%	10
No	97.26%	639
Prefer not to say	1.22%	8
TOTAL		657

Q5 Do you have personal responsibility for the care of any dependents?

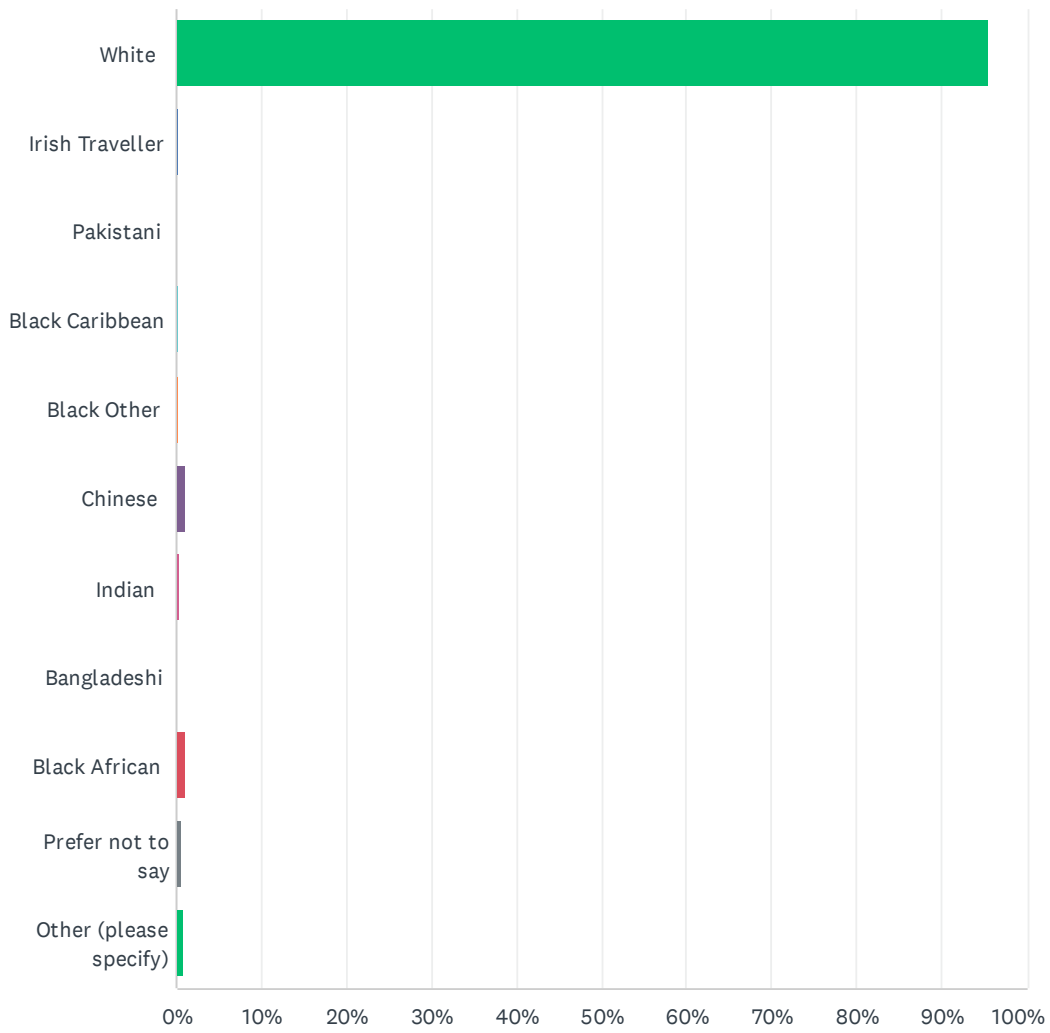
Answered: 658 Skipped: 1



ANSWER CHOICES	RESPONSES	
None of the above	47.87%	315
Prefer not to say	1.06%	7
A child (or children)	55.78%	367
Total Respondents: 658		

Q6 To which of these ethnic groups do you consider you belong?

Answered: 659 Skipped: 0

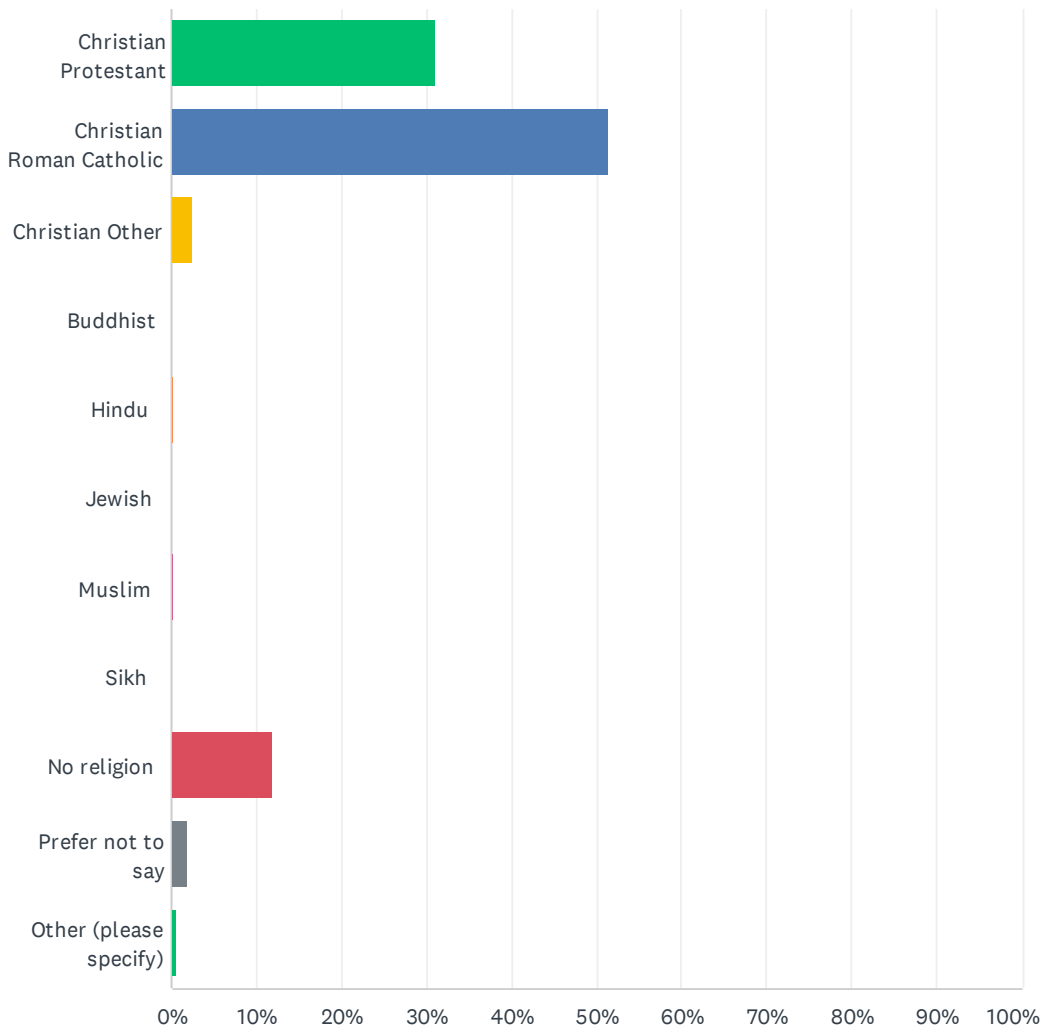


Equality Monitoring Survey 2022 - 23

ANSWER CHOICES	RESPONSES	
White	95.60%	630
Irish Traveller	0.15%	1
Pakistani	0.00%	0
Black Caribbean	0.15%	1
Black Other	0.15%	1
Chinese	1.06%	7
Indian	0.46%	3
Bangladeshi	0.00%	0
Black African	1.06%	7
Prefer not to say	0.61%	4
Other (please specify)	0.76%	5
TOTAL		659

Q7 What religion, religious denomination or body do you belong to?

Answered: 659 Skipped: 0

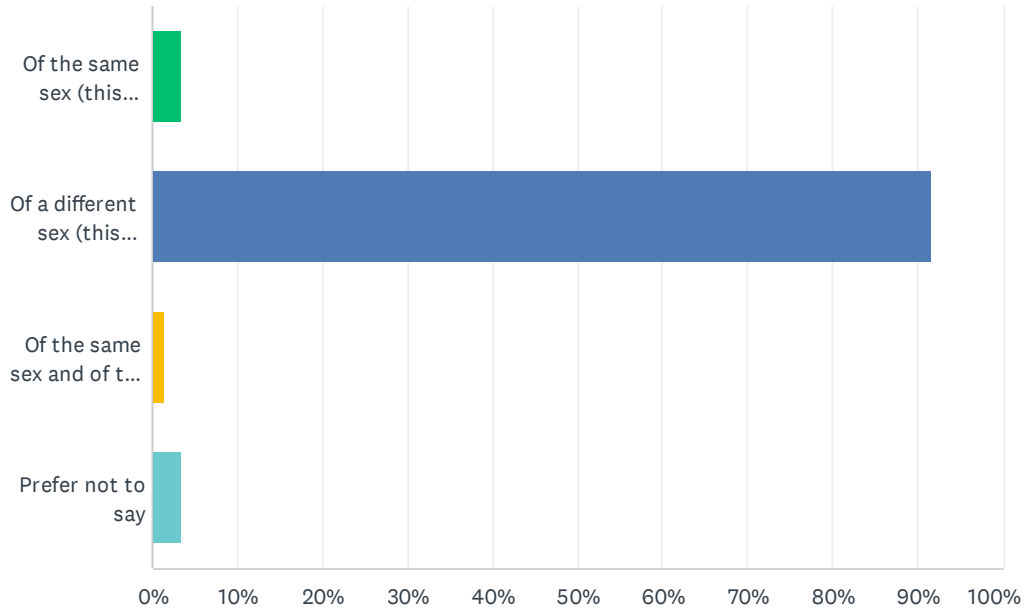


Equality Monitoring Survey 2022 - 23

ANSWER CHOICES	RESPONSES	
Christian Protestant	31.11%	205
Christian Roman Catholic	51.29%	338
Christian Other	2.58%	17
Buddhist	0.00%	0
Hindu	0.15%	1
Jewish	0.00%	0
Muslim	0.30%	2
Sikh	0.00%	0
No religion	11.99%	79
Prefer not to say	1.97%	13
Other (please specify)	0.61%	4
TOTAL		659

Q8 My sexual orientation is towards someone:

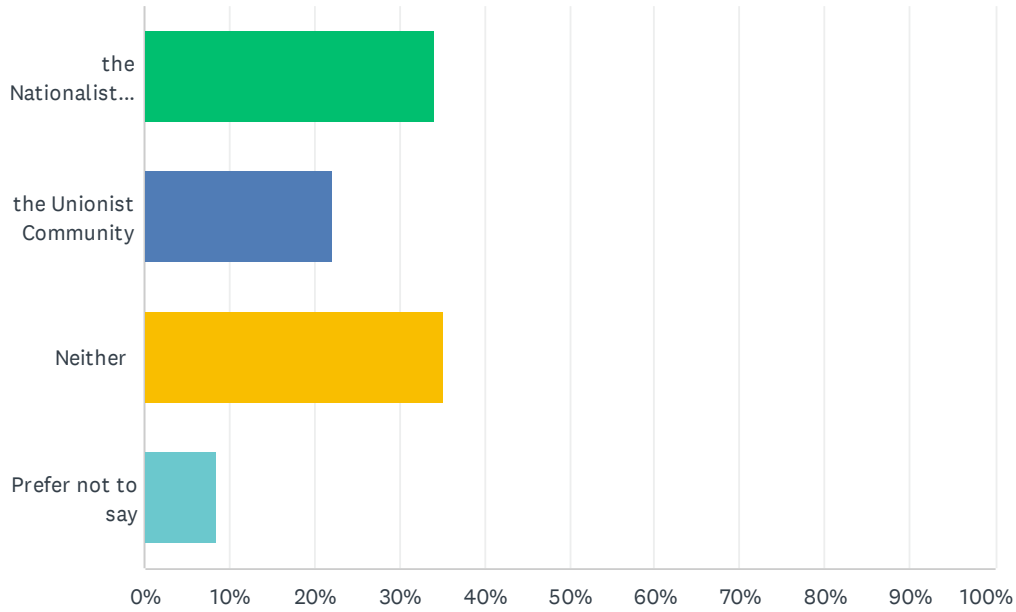
Answered: 658 Skipped: 1



ANSWER CHOICES	RESPONSES	
Of the same sex (this covers gay men & lesbians)	3.50%	23
Of a different sex (this covers heterosexual men & women)	91.64%	603
Of the same sex and of the opposite sex (this covers bisexual men & women)	1.52%	10
Prefer not to say	3.34%	22
TOTAL		658

Q9 Do you consider yourself to be part of:

Answered: 658 Skipped: 1



ANSWER CHOICES	RESPONSES	
the Nationalist Community	34.19%	225
the Unionist Community	22.19%	146
Neither	35.11%	231
Prefer not to say	8.51%	56
TOTAL		658