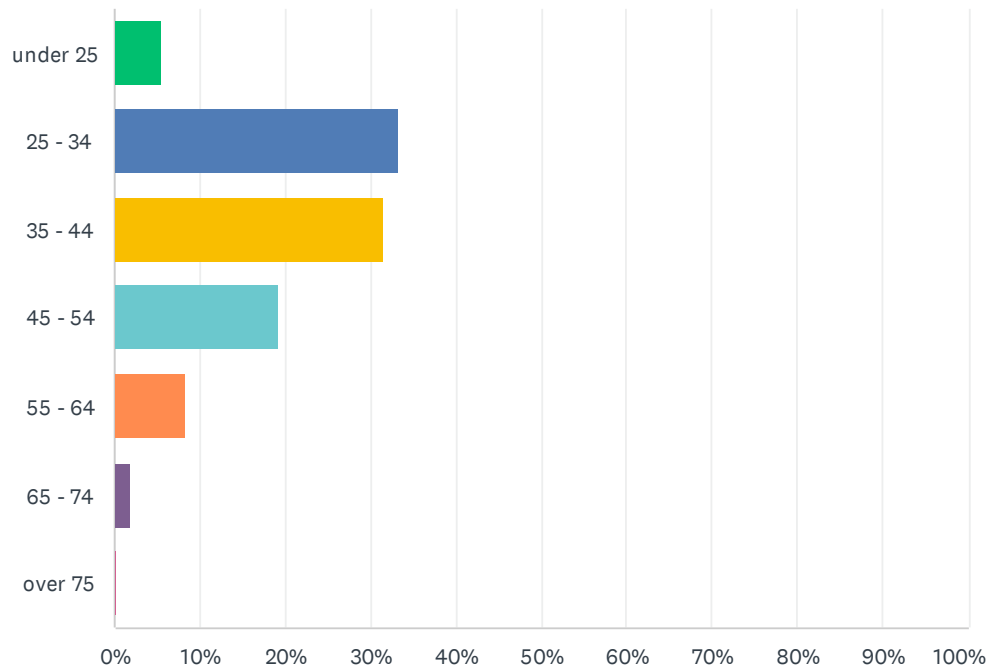


### Q3 What is your age?

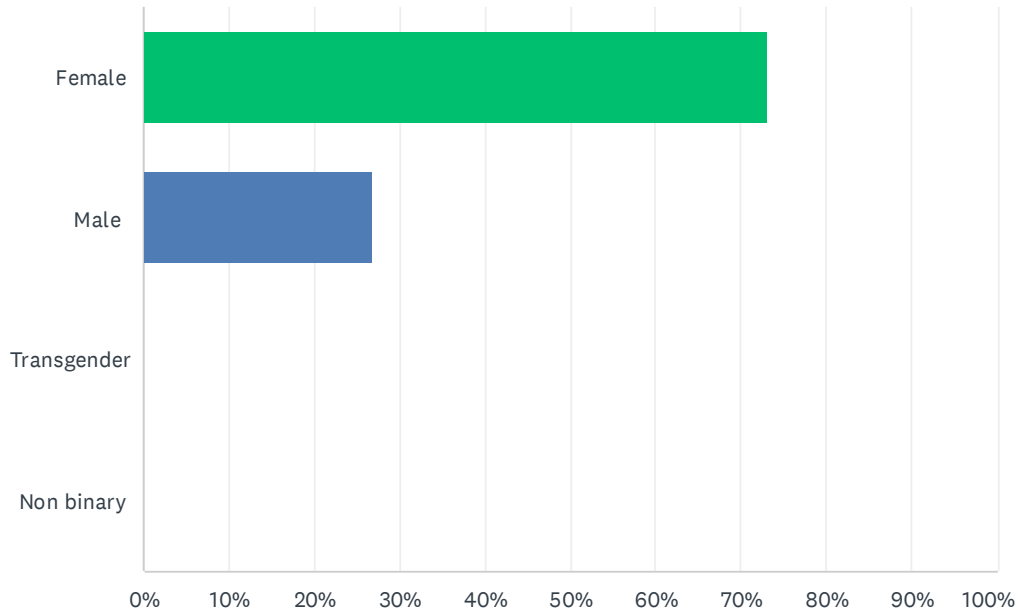
Answered: 850 Skipped: 1



ANSWER CHOICES	RESPONSES	
under 25	5.53%	47
25 - 34	33.29%	283
35 - 44	31.53%	268
45 - 54	19.29%	164
55 - 64	8.24%	70
65 - 74	1.88%	16
over 75	0.24%	2
<b>TOTAL</b>		<b>850</b>

## Q4 What is your gender?

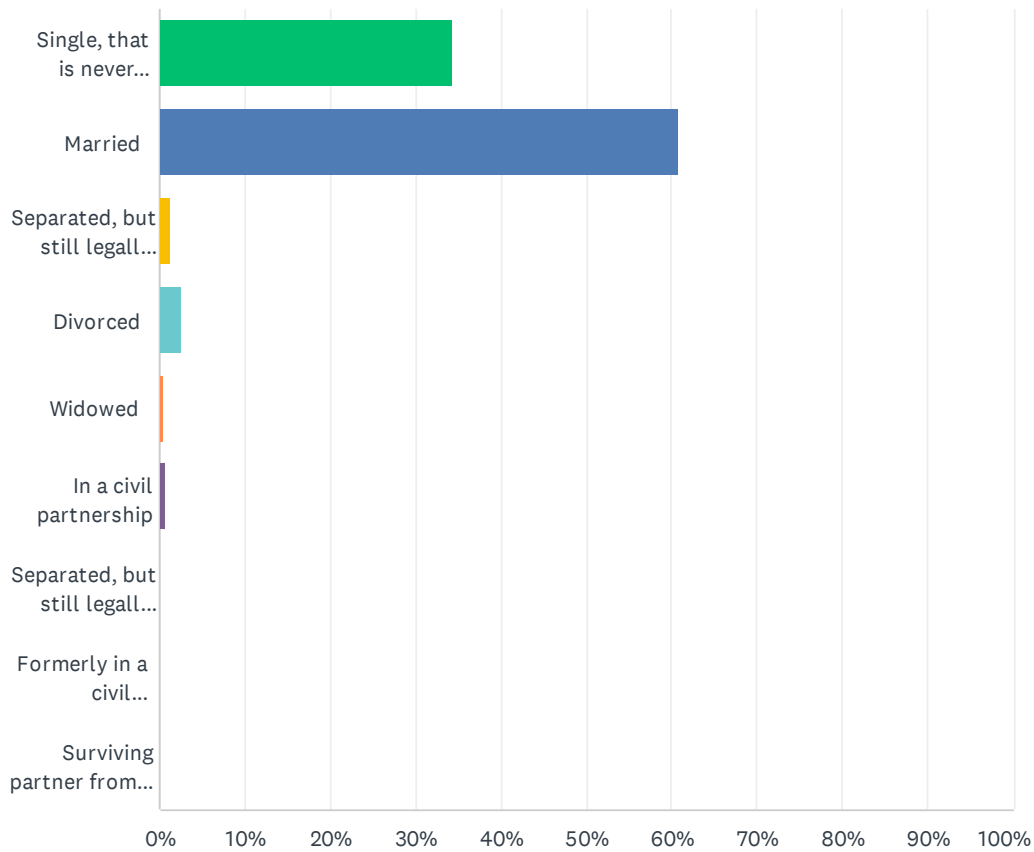
Answered: 847 Skipped: 4



ANSWER CHOICES	RESPONSES	
Female	73.08%	619
Male	26.92%	228
Transgender	0.00%	0
Non binary	0.00%	0
<b>TOTAL</b>		<b>847</b>

## Q5 What is your marital or civil partnership status?

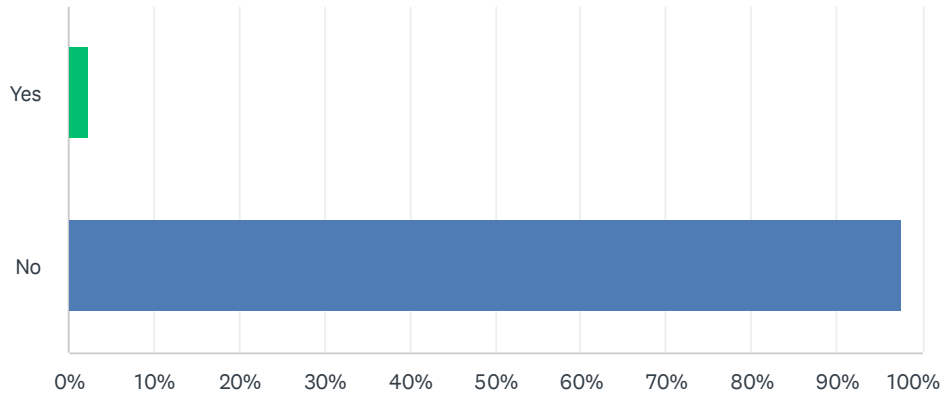
Answered: 849 Skipped: 2



ANSWER CHOICES	RESPONSES	
Single, that is never married or in a civil partnership	34.39%	292
Married	60.78%	516
Separated, but still legally married	1.30%	11
Divorced	2.47%	21
Widowed	0.35%	3
In a civil partnership	0.71%	6
Separated, but still legally in a civil partnership	0.00%	0
Formerly in a civil partnership which is now legally dissolved	0.00%	0
Surviving partner from a civil partnership	0.00%	0
<b>TOTAL</b>		<b>849</b>

## Q6 Do you consider yourself disabled as set out by the Disability Discrimination Act?

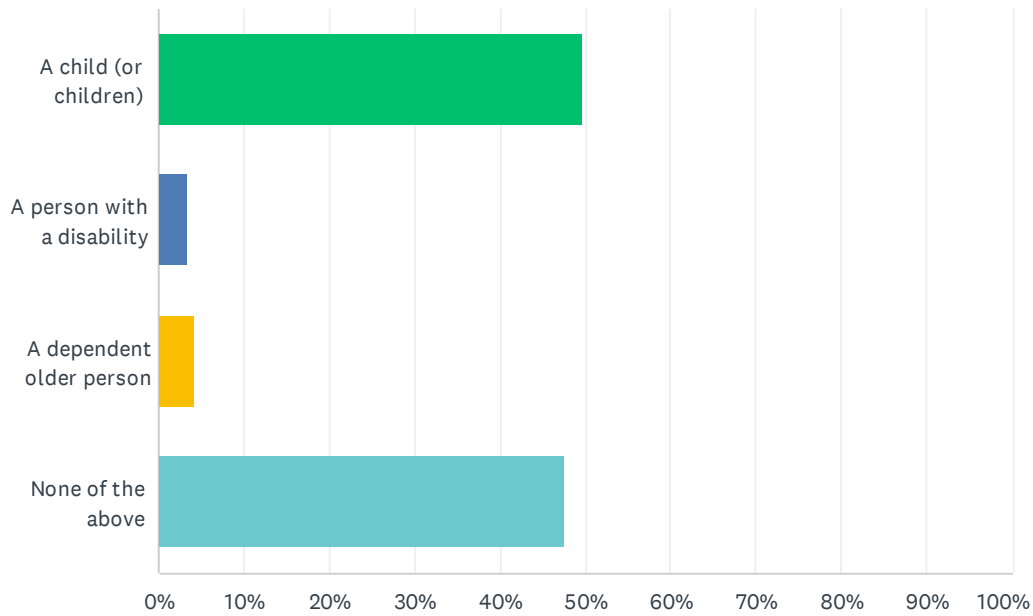
Answered: 847 Skipped: 4



ANSWER CHOICES	RESPONSES	
Yes	2.24%	19
No	97.76%	828
TOTAL		847

## Q7 Do you have personal responsibility for the care of any dependents?

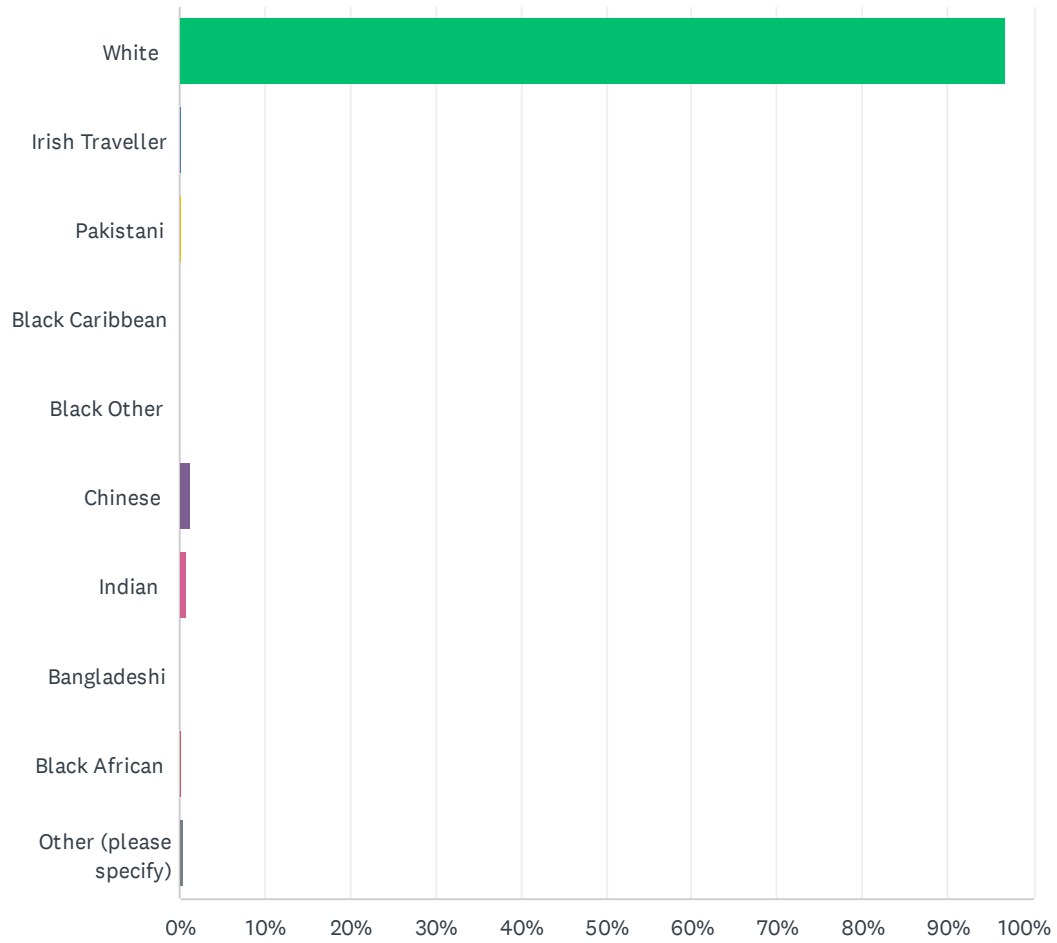
Answered: 849 Skipped: 2



ANSWER CHOICES	RESPONSES	
A child (or children)	49.59%	421
A person with a disability	3.42%	29
A dependent older person	4.24%	36
None of the above	47.59%	404
Total Respondents: 849		

## Q8 To which of these ethnic groups do you consider you belong?

Answered: 850 Skipped: 1

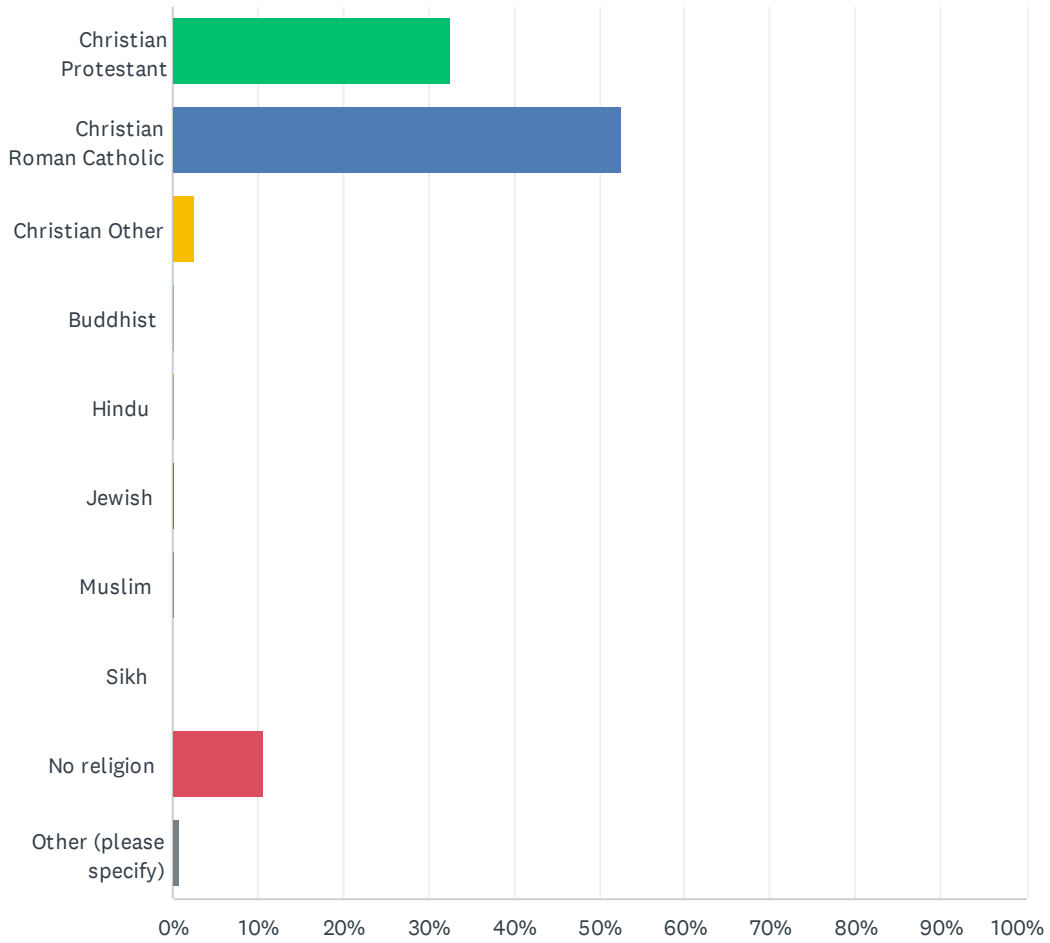


## Equality Monitoring Survey 2021 - 22

ANSWER CHOICES	RESPONSES	
White	96.82%	823
Irish Traveller	0.12%	1
Pakistani	0.12%	1
Black Caribbean	0.00%	0
Black Other	0.00%	0
Chinese	1.29%	11
Indian	0.94%	8
Bangladeshi	0.00%	0
Black African	0.24%	2
Other (please specify)	0.47%	4
<b>TOTAL</b>		<b>850</b>

# Q9 What religion, religious denomination or body do you belong to?

Answered: 848 Skipped: 3



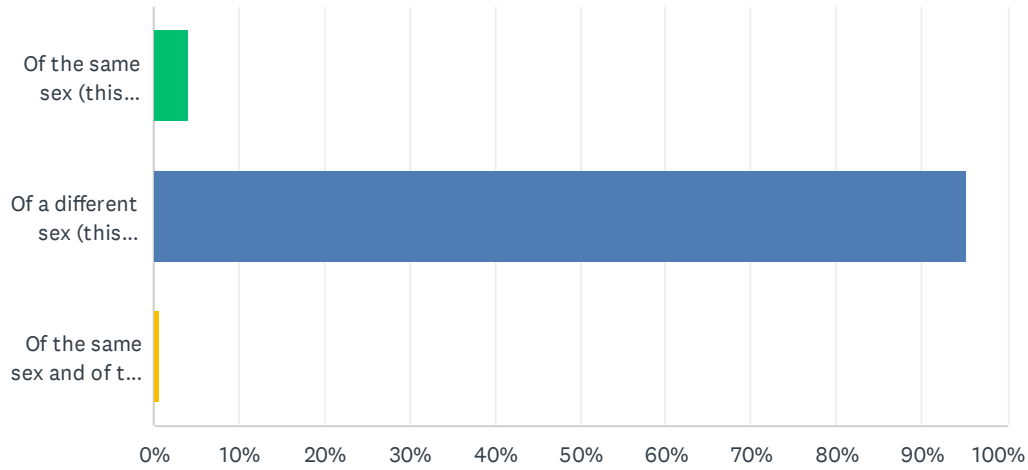


Equality Monitoring Survey 2021 - 22

ANSWER CHOICES	RESPONSES	
Christian Protestant	32.67%	277
Christian Roman Catholic	52.71%	447
Christian Other	2.59%	22
Buddhist	0.12%	1
Hindu	0.24%	2
Jewish	0.12%	1
Muslim	0.12%	1
Sikh	0.00%	0
No religion	10.61%	90
Other (please specify)	0.83%	7
<b>TOTAL</b>		<b>848</b>

## Q10 My sexual orientation is towards someone:

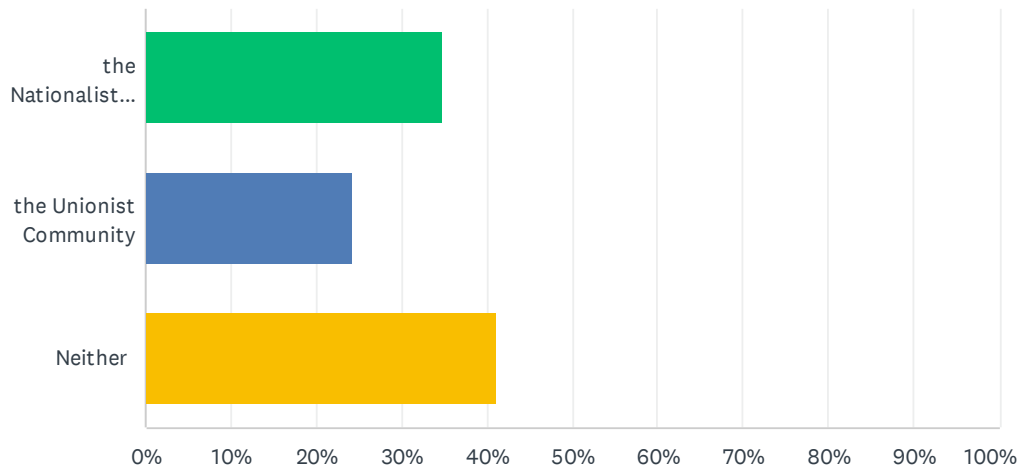
Answered: 846 Skipped: 5



ANSWER CHOICES	RESPONSES	
Of the same sex (this covers gay men & lesbians)	4.02%	34
Of a different sex (this covers heterosexual men & women)	95.27%	806
Of the same sex and of the opposite sex (this covers bisexual men & women)	0.71%	6
<b>TOTAL</b>		<b>846</b>

## Q11 Do you consider yourself to be part of:

Answered: 845 Skipped: 6



ANSWER CHOICES	RESPONSES	
the Nationalist Community	34.67%	293
the Unionist Community	24.26%	205
Neither	41.07%	347
<b>TOTAL</b>		<b>845</b>